




Primary Tooth Chart



Use the lines below to put your child's age when they lose each tooth:

Upper Teeth

Erupt

Shed

Central incisor

8-12 mos.

6-7 yrs.

Lateral incisor

9-13 mos.

7-8 yrs.

Canine (cuspid)

16-22 mos.

10-12 yrs.

First molar

13-19 mos.

9-11 yrs.

Second molar

25-33 mos.

10-12 yrs.

Lower Teeth

Erupt

Shed

Second molar

23-31 mos.

10-12 yrs.

First molar

14-18 mos.

9-11 yrs.

Canine (cuspid)

17-23 mos.

9-12 yrs.

Lateral incisor

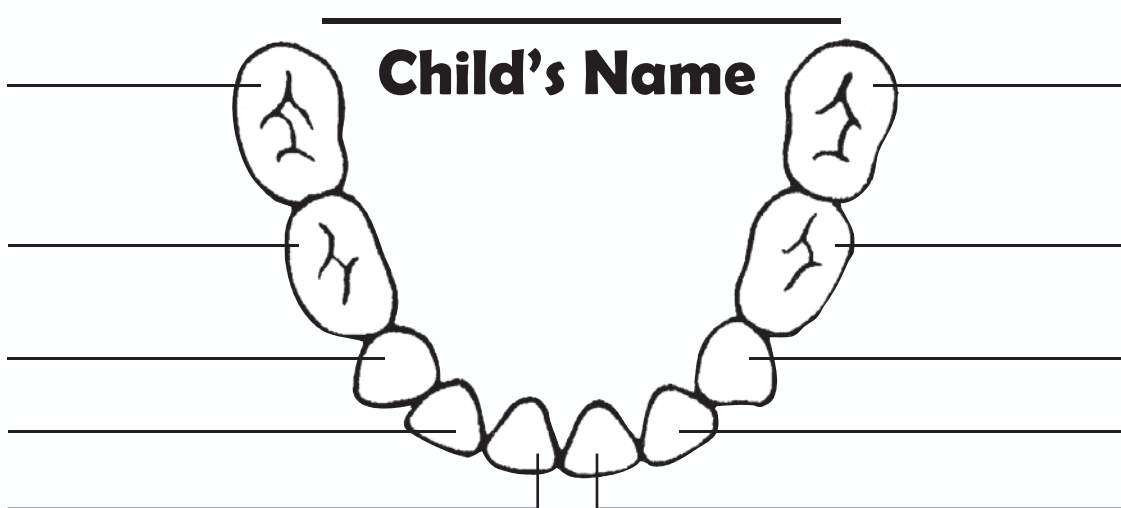
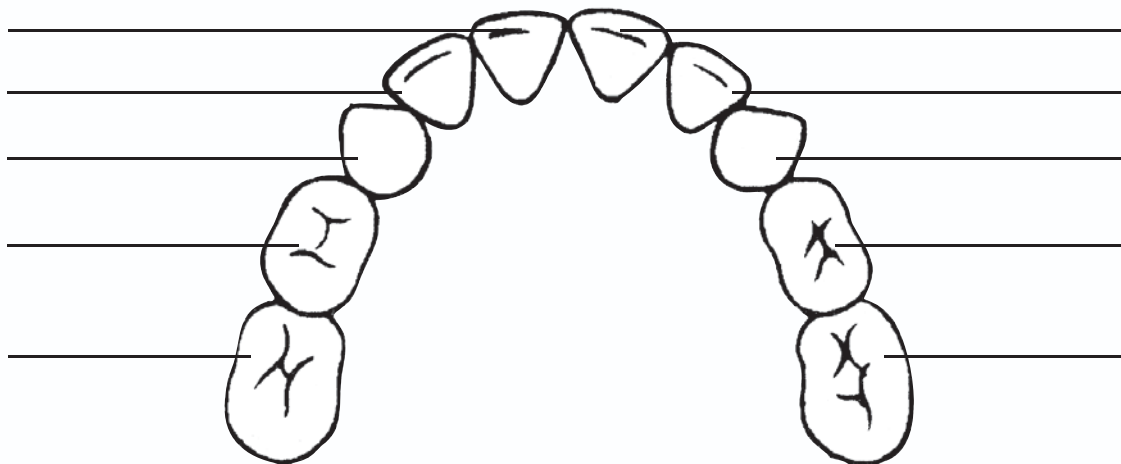
10-16 mos.

7-8 yrs.

Central incisor

6-10 mos.

6-7 yrs.



Child's Name



Every child loses teeth at their own pace. These ages are the average.

